



Description The South Face of Mascarat offers some good climbing amidst the traffic noise.

Approach 15 minutes or less

The parking situation is complicated. Easiest if you find a way to come without a car. If you have to, park at the bottom of the gorge and make sure to leave nothing valuable in it. From the bottom of the gorge you may climb the lower pitches of **Flor de gruta** or scramble up a steep slope to the left to reach the road level. From there cross the road to reach the base of the climbs.

Descent: you may either * abseil down approximately over the route **Flor de gruta** using 2x50m ropes * continue to the highest point * escape along the south terrace following rock cairns

Height 250m

Sun

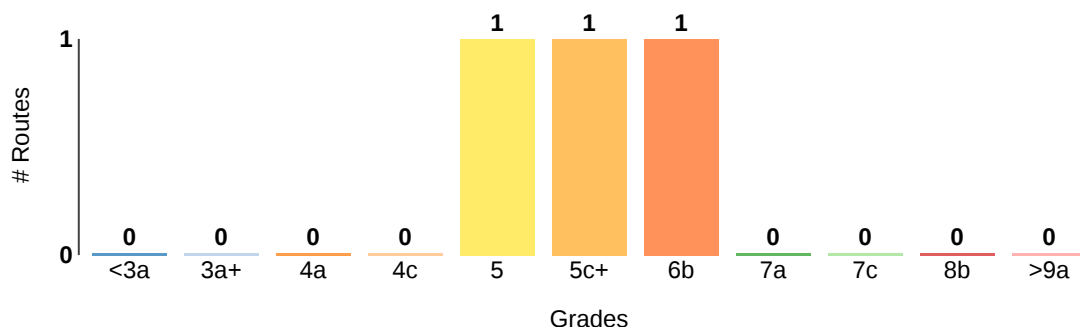


Morning Midday Afternoon

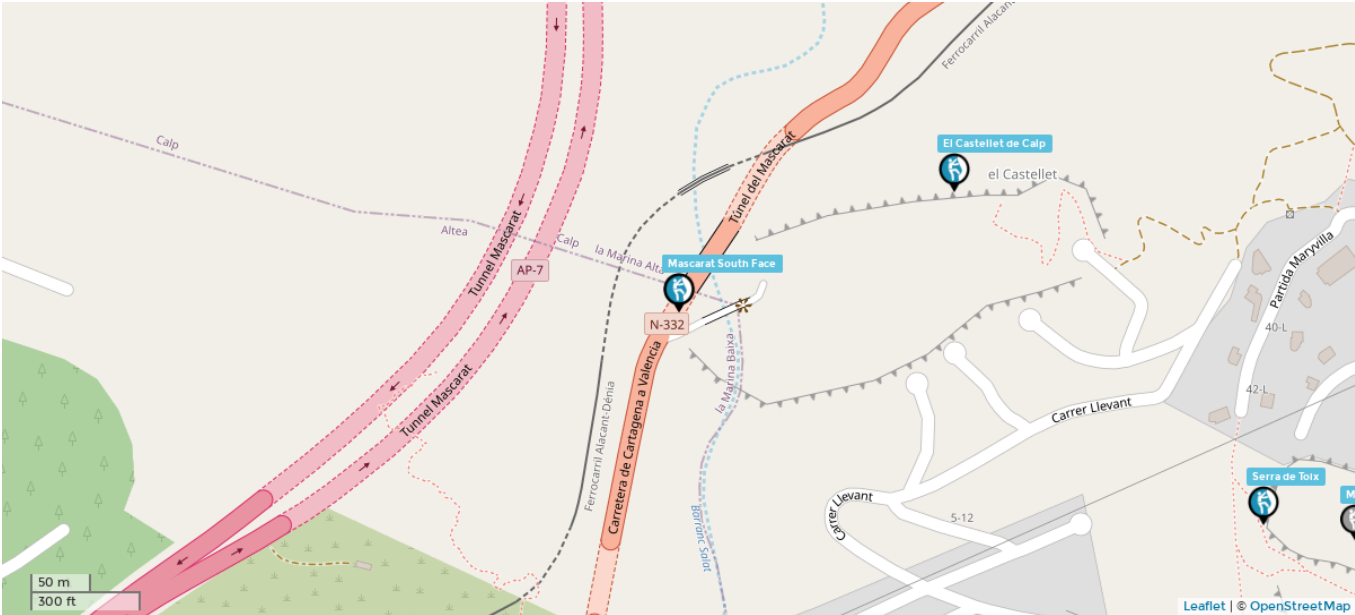
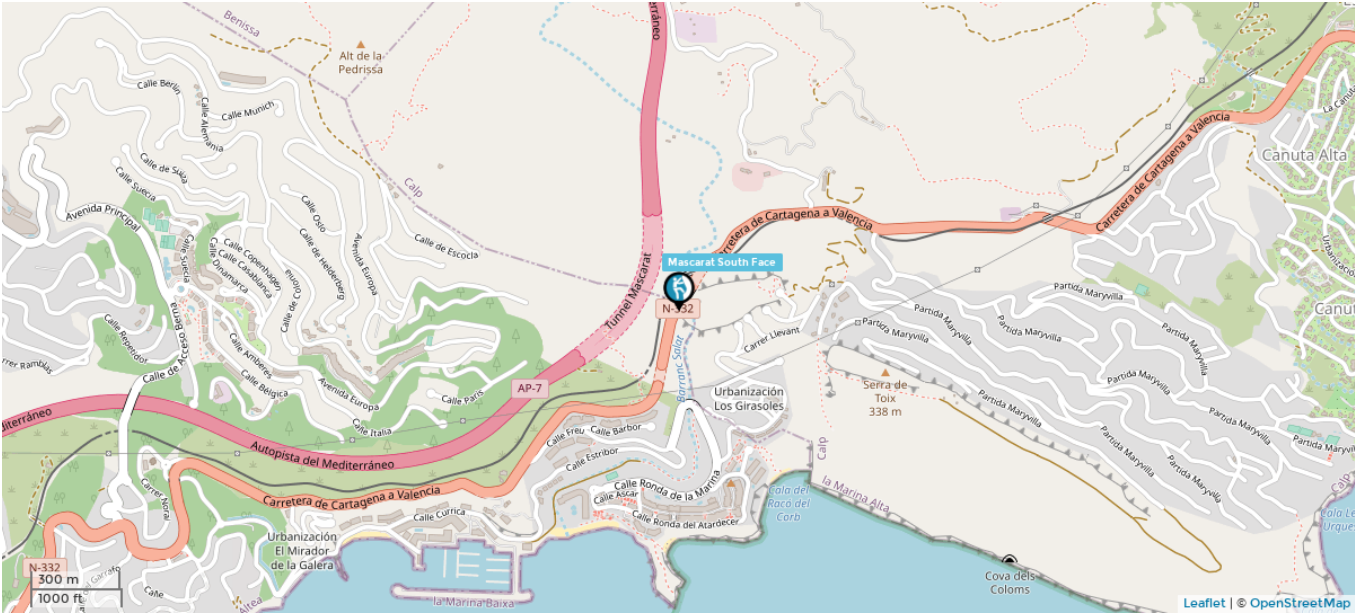
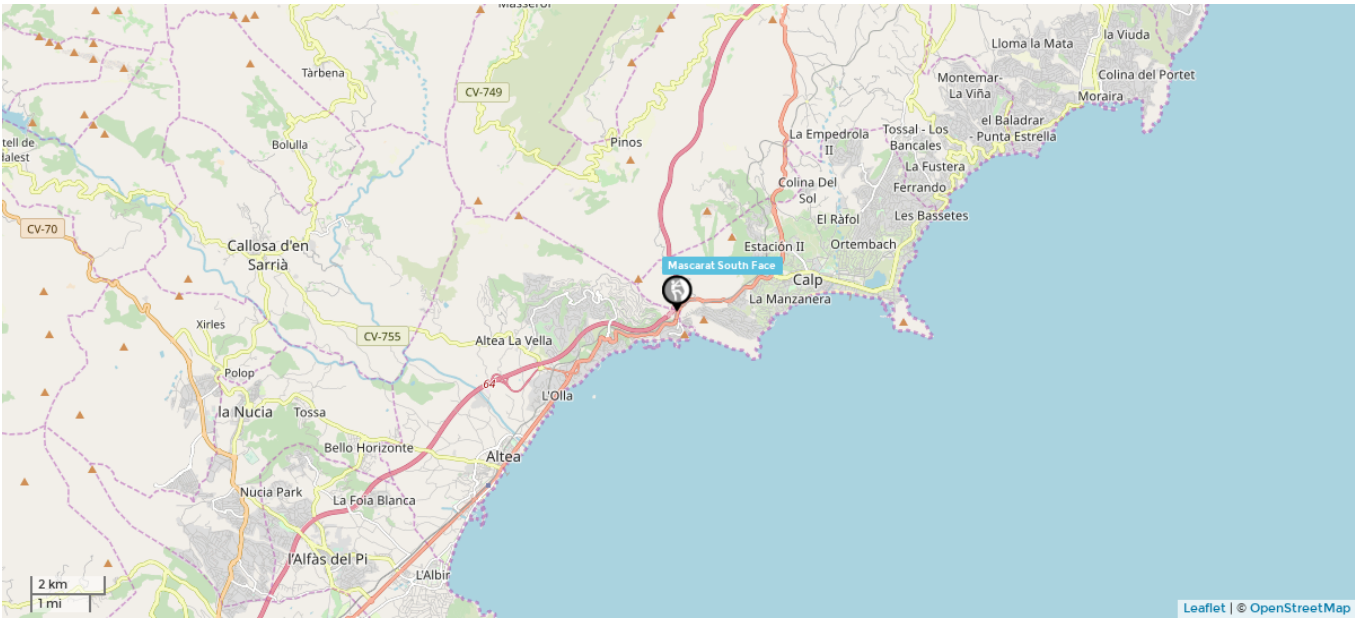
Children Friendly ✖

Humidity dries quickly

Location Lat/Lon (38.6372 0.0060)



Surroundings



Overview of Wall



	Route	Grade	Rating
1	Mascarat South Face (Terrace) Descent	-	
2	Approach to `Las Teta de mi Novia` and `Espermacio`	-	
3	Las Teta de mi Novia	6b+	
4	Espermació	6a	
5	Approach to Mascarat South from the Gorge bottom	-	

	Route	Grade	Rating
6	Llobet/Bertomeu	5+	

Routelist



1. Mascarat South Face (Terrace) Descent

Description Follow the ledge over a rocky section and after that, descend southwards



2. Approach to `Las Teta de mi Novia` and `Espermacio`

Description Cross the road at the middle tunnel and scramble up towards the rail road tracks. Then head towards the base of the climbs



3. Las Teta de mi Novia

Grade 6b+ France

Length 145m

Description The start is marked by a scratched cross

1. pitch 6b+ (35m)
2. pitch 6b (45m)
3. pitch 6a (20m)
4. pitch 6a+ (45m)

Gear Bring a full rack

Protection 



4. Espermació

Grade 6a France


Length 135m

Description Seldomly climbed

1.pitch 5+ (40m) 2.pitch 5+ (45m): towards a left-trending crack. Follow this to the left edge of a pillar and to another crack, up to the top of the pillar 3.pitch 6a (40m): right onto a ledge. 4.pitch: From the ledge escape right up to the ridge

Gear Bring a full rack

Protection 



5. Approach to Mascarat South from the Gorge bottom

Description From the parking at the bottom of the gorge, head up a steep trail



6. Llobet/Bertomeu

Grade	5+ UIAA
-------	---------

Length	280m
--------	------

Description	<ol style="list-style-type: none">1. pitch 3 (45m): up the pillar to belay at the nets2. pitch 4 (45m): up the rib to the edge where it flattens3. pitch 2 (50m): easy scramble up to a grove with a pegged belay4. pitch 4+ (45m)5. pitch 5+ (35m): up the polished groove6. pitch 4+ (20m): climb the left wall and then turn right to a belay on a slab7. pitch 4 (35m): traverse hard right beneath the steep section and continue to the top
-------------	---

Descent: Continue to scramble to the very top or escape left along the terrace

Gear	Bring a light rack
------	--------------------

No additional materials supplied ...
